



PROSPECT HILL INTERMOD

THE OFFICIAL NEWSLETTER OF THE WALTHAM AMATEUR RADIO ASSOCIATION
& THE HEAVY HITTERS

www.wara64.org

SPRING 2008

INSIDE THIS ISSUE!

- My Winter Install
- EchoLink
- Swap Net
- Club Store

BECOME ACTIVE

There are always opportunities for you and others to make a presentation at one of our monthly W.A.R.A. club meetings.

If you have a fun topic that you feel would be of interest to the club, you may contact Rich, N1JDU on the air or via email at richard@n1jdu.org

All members are welcome and encouraged to join in the monthly meetings.

Meetings are held on the last Wednesday each and every month at 7pm in the Waltham Public Library. (except July and August) "Talk-in" on 146.64 MHz. Check the "Meeting Information" section on our club web site at www.wara64.org for details.

WELCOME TO ALL NEW MEMBERS!


W.A.R.A. would like to welcome all new members to the club! Thank you for joining!!

DONATE TO OUR CAPITAL FUND

We are in need of repeater and antenna upgrades. You can help keep *your* repeaters on the air by making a small contribution to the W.A.R.A. "capital fund" Make checks payable to: "Waltham Amateur Radio Association" and mail to the club. W.A.R.A.

Post Office Box 411
Waltham, MA 02454

Put attention to "Capital Fund" or note it on the check.



LESSONS FROM MY WINTER INSTALL

by: AB1IC

Let me introduce myself, I am Debbie Carleen. I have been licensed as a novice for 20 years.

I have always wanted to use the local repeaters so when it was time to renew my license, I decided to study hard for my upgrade.

I spoke with Bruce Anderson at B.A.R.S. (Billerica Amateur Radio Society.)

He informed me that I could take the exams until I failed for a fee of \$14.

I studied the books and took online tests until I could pass. Test day, I passed the TECH and GENERAL but failed the EXTRA.

At this point I got a bee in my bonnet and studied all month for the EXTRA exam.

I passed! Then I studied for the VE. I was now ARRL certified and gave my first exam that following month with the great guys at the VE session!

Now I am experimenting with radios and antennas just like other HAMS.

Winter may not be the best time to install an antenna but it is possible.

Here are 9 pointers I've learned so far.....

1) 10 ft. copper grounding rods are easier to pound into non-frozen ground.

(Also there is a tool that can be rented to do this, I found out after it was in)

2) Cement needs to have calcium added to help it harden faster in mid-winter.

(It is available in some hardware stores.)

3) When it's cold out, it is better to put the outside going connections on inside the house, then feed the wire back through from outside.

(It gets really cold, really fast and solder doesn't like to melt outside at low temps.)

4) Don't ask too many HAMS. Each HAM does it differently.

(100 HAMS=101 answers. Pick and choose advice.)

5) Get to know your supplier. Small hardware, electrical, electronic, and ham radio store clerks are great resources of information.

Help for hard to find items may come from them as well.

6) If you need a radio part or are having trouble ask on the air----- word travels.

7) Ham radio stores do not have commercial radio stuff.

8) Bigger stranded wire has a lower gauge number which is preferred for ground.

9) Significant others may prefer something "pretty" looking.

They usually do not like "ugly" wire dipoles.

Thanks to Roger, AI, WO1F, KB1FX, KB1FQG, WA1PBU, KA1OXQ, The GEMOTO group, and all the guys on the Waltham 449.075 repeater. **AB1IC**



The Waltham Amateur Radio Association is affiliated with the A.R.R.L.



6 meter antenna, AB1IC

ECHO LINK ON '64

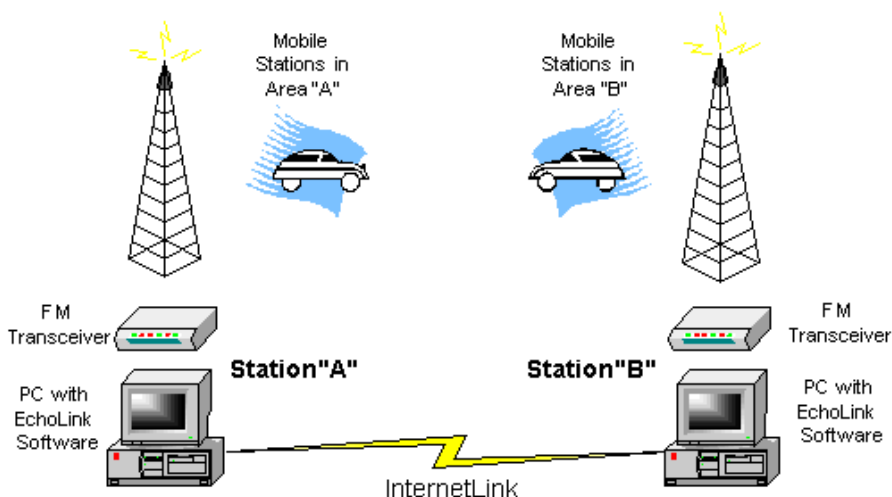
by: W1MJ

The Waltham ARA 146.64 MHz repeater is now on EchoLink. This means that we can communicate with hams all over the world,

In the case of our 04/64 repeater, nothing at all was done at the repeater site on Prospect Hill to get us on EchoLink. Instead, we are using a link set up by Jim, K1UGM, at his Wakefield QTH, with help from Dan, N1KJN, and others. A computer at Jim's QTH connects to the Internet via his home network, and to a 2M FM rig tuned to the repeater. Jim has donated the computer and the computer-radio interface device to the club.

One of the intended uses of this setup is to allow 64 repeater users who have moved out of the area to get back into the repeater from their home computers. A few

Linking Example



using a combination of radio and Internet (VoIP) communications. We can

talk to (1) other EchoLink-equipped repeaters, and (2) licensed hams "operating" from their personal computers. An example of a radio-to-radio EchoLink contact is shown in the example above.

have already done so, and hopefully more will follow. If you have an old 64 friend now living far away, tell them to download the free EchoLink software from www.echolink.org, and connect to K1UGM-L, also known as EchoLink Node # 115244. Let them know that at some point, we may change this node's call to the

club and repeater call, W1MHL.

If you hear a computerized voice saying something like, "Connected to WA1ZCQ", you'll know that one of our old friends, or perhaps a new one, has just connected to our repeater via EchoLink. When they "hang up", you may hear a message like "WA1ZCQ Disconnected". You may also hear the CW ID of the radio link, presently "K1UGM".

If you have a computer and Internet access, you can download the free EchoLink software yourself and give it a try. You can work some "DX" from home even without an HF rig. Or, you can keep in touch with your friends on 64 while traveling, with EchoLink on your laptop computer.


Even without a computer, you can initiate connections with other repeaters right on 64, using a touchtone (DTMF) microphone. We are set up to initiate a connection by dialing "64", followed by an EchoLink node number (e.g. 641545). To disconnect, dial the pound sign (#). If you dial correctly, you should hear the computerized voice saying, "Connected to [station call]", and "Disconnected". Check on www.wara64.org for any updates to this procedure.

A full list of active node numbers can be found on www.echolink.org/logins.jsp On this page are a few you can try to get you started: Give EchoLink on 64 a try, and let us know what you think. **W1MJ**

Node Number	Call Sign	Location
26350	4X4ARC-R	Tel-Aviv
1545	AA5SG-R	Ellisville, MS
149048	AB6ST-R	Dallas, TX
37987	AB7F-R	Vancouver, WA
327342	AB9FT-R	Sheboygan, WI
86525	AC0Y-R	Walt Disney World Area
156894	AC1V-R	Vernon, CT
151967	AH6GR-R	Maui, Hawaii
14610	AL1F-R	Bethel, Alaska
331568	BV2EL-R	Taipei
312762	BV4VR-R	Scouts of China
7385	DB0EL-R	Munich Olympic Tower
286854	DU9DWV-R	Mindanao, Philippine
55492	EA8AJC-R	Gomera Island
1938	GB3BN-R	Bracknell, Berkshire

GOT EQUIPMENT?

Are you itching for that next flea market or did you just miss the last one?



Well... Look no further kids! Join into the Waltham Wranglers Swap Net every Wednesday at 9pm on 146.64 to sell your stuff. John KB1FQG is the Net

Controller and encourages anyone to check in with your "Amateur Radio" related items for sale, trade or wanted. Need more swap net? John just started a yahoo group and for those interested, here is the link to join:

<http://groups.yahoo.com/group/walthamwranglersswapnet/join>



Great deals to be found on the swap net!

THE 112th BOSTON MARATHON 2008

Looking for something to do this spring? Would you like to be a participant in The Boston Marathon on April 21st? Don't feel like running 26 miles? Well then, how about bringing your HT to help along the sidelines of the marathon route! Contact M.A.R.C. Marathon Amateur Radio Communications.

Their email is:
marc2008@amateur-radio.net

Or visit their website:
<http://marc.amateur-radio.net>

There, you can sign up to help fill one of the many open positions needed to assist the runners of The Boston Marathon!

UPGRADE YOUR TICKET

Before you sign up for the next VE session be sure to try a few practice exams online. Here are a couple you might try:

www.qrz.com/testing.html

www.aa9pw.com/radio

After you feel ready to take the test, check the latest schedule

www.arrl.org

and click on "EXAMS" to find the next test session closest to you.

WARA REPEATERS

OUTPUT	INPUT	PL	CALL
53.25	52.25	71.9	WA1HUD
146.64	146.04	NONE	W1MHL
224.94	223.34	NONE	W1MHL
449.075	444.075	NONE	WA1PBU
927.1375	902.1380	NONE	W1MHL

NEW CLUB STORE

LATE BREAKING NEWS!

We just opened our very own online store to help raise funds for the club! Visit the store at:

www.cafepress.com/wara64

or you can visit the clubs home page to access the link. A small portion of the proceeds go to the club so this is a great way for members to purchase items to show their club pride and raise money at the same time!

Should you have any catchy slogans or ideas you would like to see up on the store, contact Richard N1JDU with your design or input and he will load it up to our store. Special thanks to our club President, Richard N1JDU for opening and managing the store. Great job Rich!

PRE-MEETING WARMUP

Are you on the way to the W.A.R.A. meeting straight from work and looking for a place to eat? We have just the solution for your empty stomach. The un-official meeting before the meeting, for now, is The Mad Raven at 841 Main St. Waltham. It is located on the same side as the library about 3 blocks west toward 128, directly across from Hannaford Supermarket. The Mad Raven offers a very nice variety of American style dishes in an Irish pub type setting. There is plenty of room but get there

between 5:30 and 6pm so you have plenty of time to fill up before the meeting at 7pm down the street. If you would like more information on their menu or directions, visit their website at

www.themadraven.com

Hope to see you there!

W.A.R.A. OFFICERS

PRESIDENT – Richard Amirault

N1JDU

V. PRESIDENT – John Flood

KB1FQG

TREASURE – Ann Weldon

KA1PON

CLERK – Jim Finlay

N1HCF

PHI NEWSLETTER

Prospect Hill Intermod (PHI) is *YOUR* newsletter. Members current and new are always welcome to contribute articles at any time! If you need assistance in putting something together don't worry, we can help. Just send in what you have and we can work together on getting your article published! Simply forward submissions to: mark@k1kgg.net

PHI NEWSLETTER STAFF

EDITOR – Mark Bolls **K1KGG**

WALTHAM AMATEUR RADIO ASSOCIATION

MEMBERSHIP FORM

The Waltham Amateur Radio Association operates repeaters on 6 Meters, 2 Meters (04/64), 220 MHz, 440 MHz, and 900 MHz. The repeaters are free and open for everyone to use. But repeaters have bills to pay, just as you do. A \$15 annual membership would help support these repeaters, as well as help to keep you informed about club activities and other aspects of ham radio. If you cannot afford \$15, please send what you can. If you are inclined to donate more, we will put it to good use. Please complete this form legibly, and return it to:

**Waltham Amateur Radio Association
Post Office Box 411
Waltham, MA 02454**

Name _____ Call Sign _____

Address _____

City _____ State _____ Zip _____

Telephone # __ (____) _____ Are you an ARRL member? _____

Email _____ Web Site Address (URL) _____

This year's donation enclosed (\$15 nominal): \$ _____

Check if you would like to get involved in any of the following Waltham ARA activities:

- | | |
|---|--|
| _____ Repeater Maintenance/ Construction | _____ Speaker for Club Meetings |
| _____ Public Service Activities | _____ Public Relations for W.A.R.A. |
| _____ Newsletter Writing or Production | _____ Photographer for W.A.R.A. events |
| _____ Contribute to the W.A.R.A. web site | |

Comments about the club, its repeaters, our web site or the newsletter?:

Visit the W.A.R.A. web site at: <http://www.wara64.org>

Waltham Amateur Radio Association
P.O. Box 411
Waltham, MA. 02454

Please check expiration date on mailing label.